



Police/Fire/EMS Year to Date Stats

| Month | Count |
|----------------------------|--------------|
| JANUARY | 637 |
| FEBRUARY | 618 |
| MARCH | 642 |
| APRIL | 620 |
| MAY | 661 |
| JUNE | 684 |
| JULY | 654 |
| AUGUST | 641 |
| SEPTEMBER | 620 |
| OCTOBER | 652 |
| NOVEMBER | 1 |
| Year to Date Total: | 6,430 |

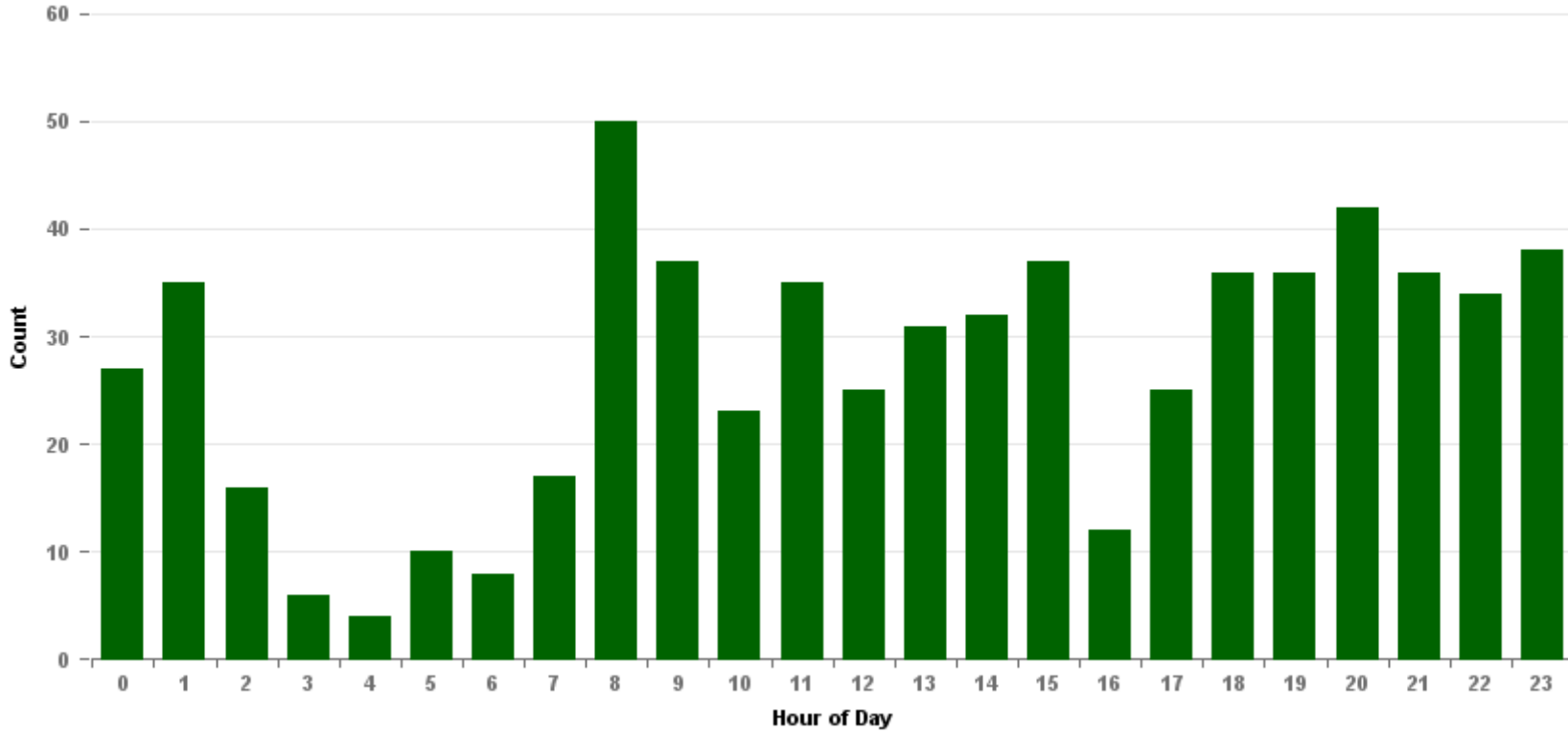
| TOP Event SubType to Date | Count |
|---------------------------------------|-------|
| POLICE - BUSINESS CHECK | 3,006 |
| POLICE - PATROL CHECK - OUTSIDE AREAS | 1,142 |
| POLICE - TRAFFIC STOP | 1,017 |
| POLICE - PHONE ASSIGNMENT | 313 |
| POLICE - TRAFFIC-GENERAL/HAZARDS (PD) | 140 |
| ALARM - POLICE | 74 |
| POLICE - FOR POLICE DEPT.INFORMATION | 71 |
| ACCIDENT - PROPERTY DAMAGE | 59 |
| POLICE - REPORT | 59 |





Monthly Police/Fire/EMS Event Log by Hour

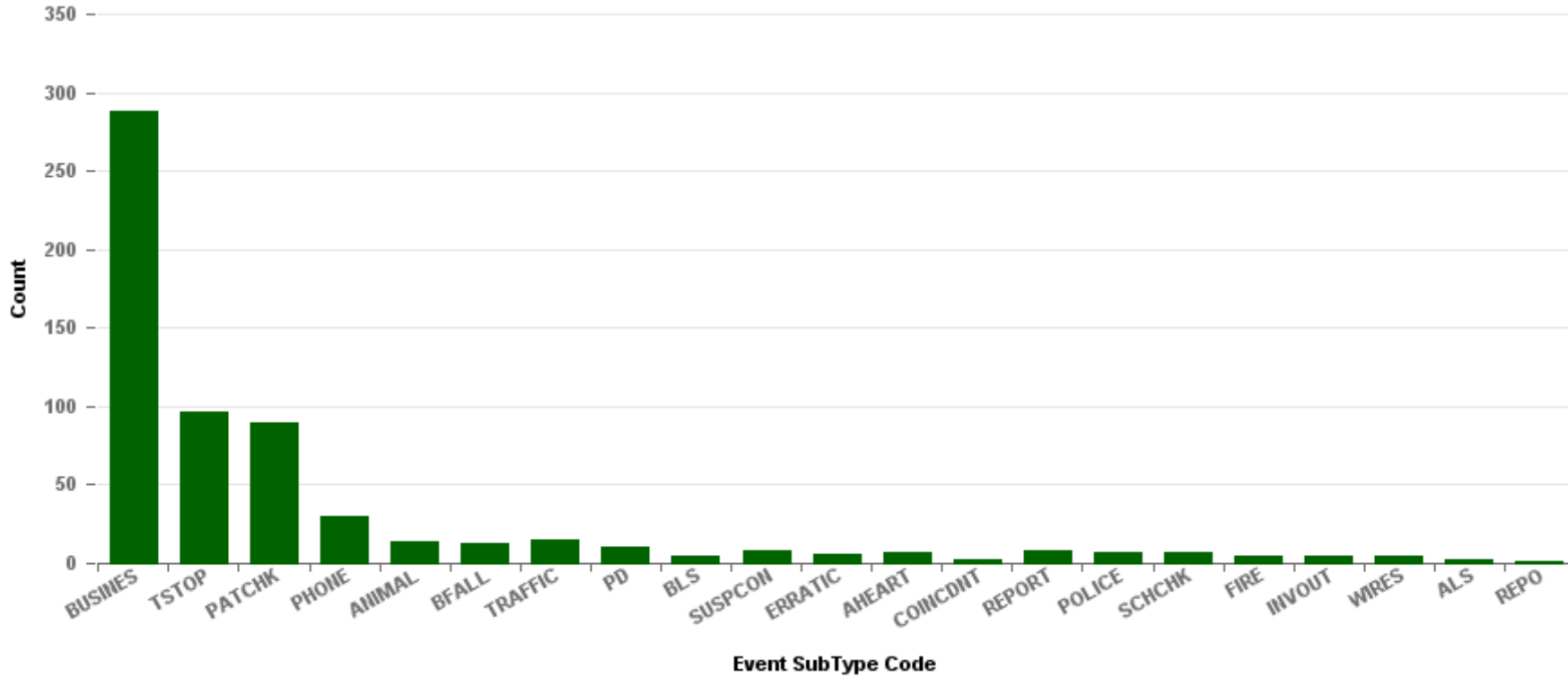
| | |
|---------------|---------|
| Date Range: | OCTOBER |
| Total Events: | 652 |





Monthly Police/Fire/EMS Event Log by SubType

| | |
|---------------|---------|
| Date Range: | OCTOBER |
| Total Events: | 652 |



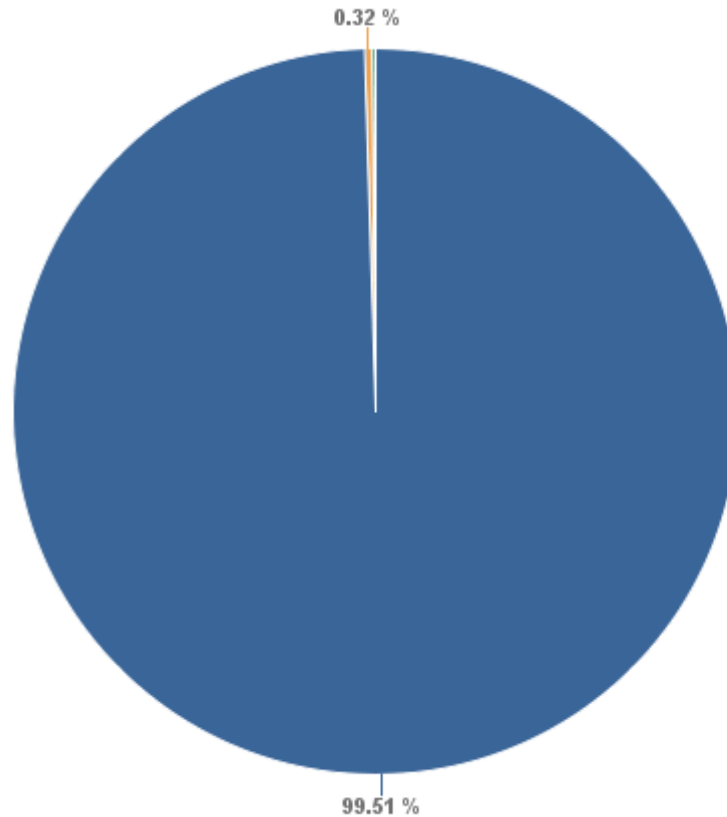


Monthly Event Count by Dispatch Group

| | |
|---------------|---------|
| Date Range: | OCTOBER |
| Total Events: | 652 |

Police

- 34PD
- 42PD
- 32PD



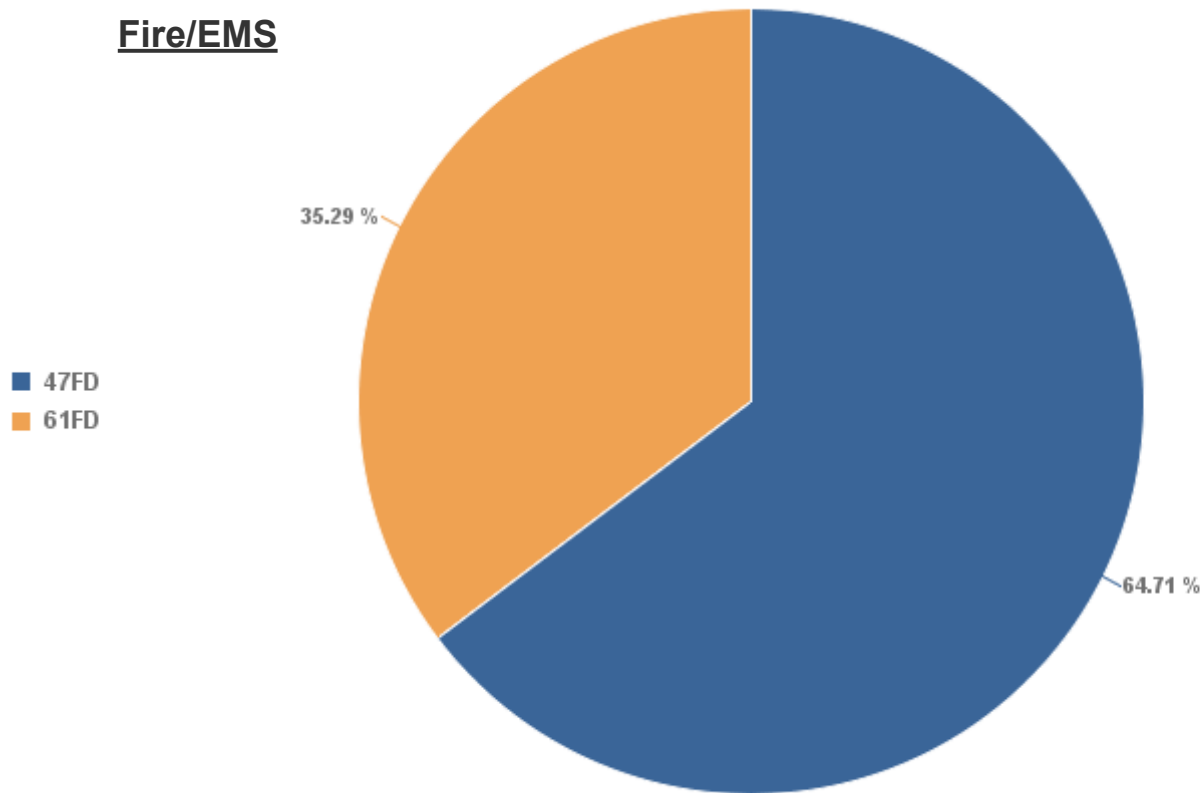
| Dispatch Group | Totals |
|----------------|------------|
| 34PD | 615 |
| 42PD | 2 |
| 32PD | 1 |
| Totals: | 618 |





Monthly Event Count by Dispatch Group

Fire/EMS



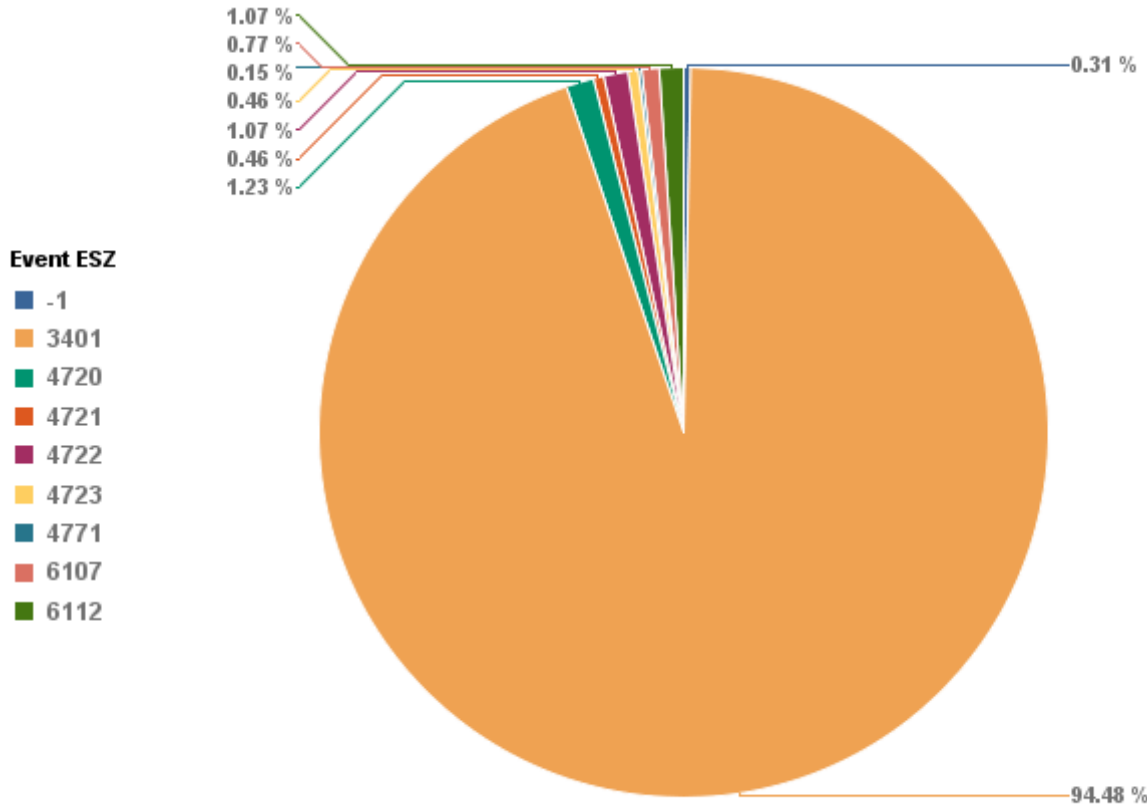
| Dispatch Group | Totals |
|----------------|-----------|
| 47FD | 22 |
| 61FD | 12 |
| Totals: | 34 |





Monthly Event Count by Emergency Service Zone (ESZ)

| | |
|---------------|---------|
| Date Range: | OCTOBER |
| Total Events: | 652 |



| Event ESZ | Totals |
|----------------------|------------|
| 3401 | 616 |
| 4720 | 8 |
| 4722 | 7 |
| 6112 | 7 |
| 6107 | 5 |
| 4721 | 3 |
| 4723 | 3 |
| -1 | 2 |
| 4771 | 1 |
| Total Events: | 652 |

